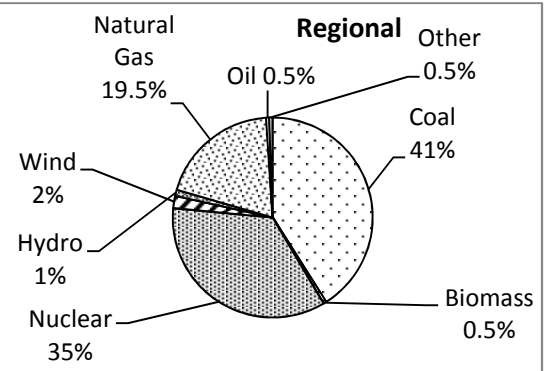
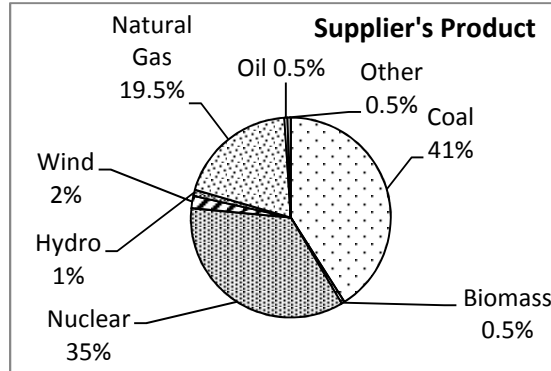


**Environmental Disclosure Information**

**AEP Ohio**

**Projected Data for the 2016 Calendar Year**

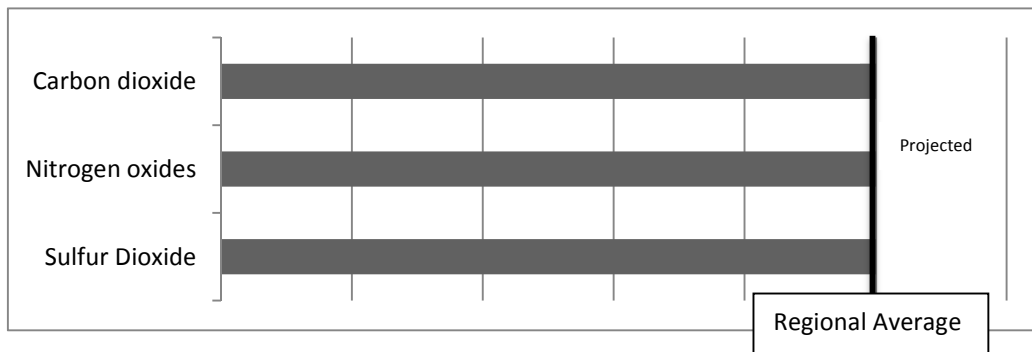
**Generation Resource Mix -**  
A comparison between the sources of generation used to produce this product and the historic regional average supply mix.



**Environmental Characteristics-**  
A description of the characteristics associated with each possible generation resource.

Biomass Power	Air Emissions and Solid Waste
Coal Power	Air Emissions and Solid Waste
Hydro Power	Wildlife Impacts
Natural Gas Power	Air Emissions and Solid Waste
Nuclear Power	Radioactive Waste
Oil Power	Air Emissions and Solid Waste
Other Sources	Unknown Impacts
Solar Power	No Significant Impacts
Unknown Purchased Resources	Unknown Impacts
Wind Power	Wildlife Impacts

**Air Emissions -**  
A comparison between the air emissions related to this product and the regional average air emissions.



**Radioactive Waste -**  
Radioactive waste associated with the product.

Type:	Quantity:	
High-Level Radioactive Waste	n/a	Lbs./1,000 kWh
Low-Level Radioactive Waste	n/a	Ft <sup>3</sup> /1,000 kWh

With in-depth analysis, the environmental characteristics of any form of electric generation will reveal benefits as well as costs. For further information, contact AEP Ohio at [www.aepohio.com](http://www.aepohio.com) or by phone at 1-800-672-2231. Projected Regional Air Emission Rates for 2016 are Sulfur dioxide 2 pounds/MWh, Nitrogen oxides .08 pounds/MWh, Carbon dioxide 1,070 pounds/MWh.